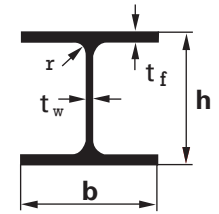


Breitflanschträger HEA

Poutrelles à larges ailes HEA

Putrelle ad ali larghe HEA



S235JR

EN 10025-2:2004

| Profil Profils Profili | Höhe Hauteur Altezza h mm | Breite Largeur Larghezza b mm | Steg Ame Anima t _w mm | Flansch Aile Flangia t _f mm | Radius Rayon Raggio r mm | Oberfl. Surface Superficie A _L m ² /m | Gewicht Poids Peso kg/m |
|------------------------------|---------------------------------------|---|--|--|--------------------------------------|---|----------------------------------|
| 100 | 96 | 100 | 5,0 | 8,0 | 12 | 0,561 | 16,7 |
| 120 | 114 | 120 | 5,0 | 8,0 | 12 | 0,677 | 19,9 |
| 140 | 133 | 140 | 5,5 | 8,5 | 12 | 0,794 | 24,7 |
| 160 | 152 | 160 | 6,0 | 9,0 | 15 | 0,907 | 30,4 |
| 180 | 171 | 180 | 6,0 | 9,5 | 15 | 1,024 | 35,5 |
| 200 | 190 | 200 | 6,5 | 10,0 | 18 | 1,136 | 42,3 |
| 220 | 210 | 220 | 7,0 | 11,0 | 18 | 1,255 | 50,5 |
| 240 | 230 | 240 | 7,5 | 12,0 | 21 | 1,369 | 60,3 |
| 260 | 250 | 260 | 7,5 | 12,5 | 24 | 1,484 | 68,2 |
| 280 | 270 | 280 | 8,0 | 13,0 | 24 | 1,603 | 76,4 |
| 300 | 290 | 300 | 8,5 | 14,0 | 27 | 1,717 | 88,3 |
| 320 | 310 | 300 | 9,0 | 15,5 | 27 | 1,756 | 97,6 |
| 340 | 330 | 300 | 9,5 | 16,5 | 27 | 1,795 | 105,0 |
| 360 | 350 | 300 | 10,0 | 17,5 | 27 | 1,834 | 112,0 |
| 400 | 390 | 300 | 11,0 | 19,0 | 27 | 1,912 | 125,0 |
| 450 | 440 | 300 | 11,5 | 21,0 | 27 | 2,011 | 140,0 |
| 500 | 490 | 300 | 12,0 | 23,0 | 27 | 2,110 | 155,0 |
| 550 | 540 | 300 | 12,5 | 24,0 | 27 | 2,209 | 166,0 |
| 600 | 590 | 300 | 13,0 | 25,0 | 27 | 2,308 | 178,0 |
| 650 | 640 | 300 | 13,5 | 26,0 | 27 | 2,407 | 190,0 |
| 700 | 690 | 300 | 14,5 | 27,0 | 27 | 2,505 | 204,0 |
| 800 | 790 | 300 | 15,0 | 28,0 | 30 | 2,698 | 224,0 |
| 900 | 890 | 300 | 16,0 | 30,0 | 30 | 2,896 | 252,0 |
| 1000 | 990 | 300 | 16,5 | 31,0 | 30 | 3,095 | 272,0 |

HHD-Stützen ab Werk lieferbar
Poutrelles-pieux livrables d'usine
Putrelle HHD fornibili solo da ferriera

Andere Güten auf Anfrage
Autres qualités sur demande
Altre qualità su richiesta

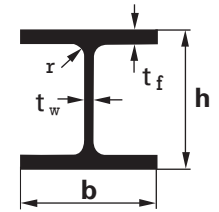
| Starke Achse y-y Axe de forte inertie y-y Asse forte y-y | | | | Schwache Achse z-z Axe de faible inertie z-z Asse debole z-z | | | |
|--|--------------------------|-------------------------------|-------------|--|--------------------------|-------------------------------|-------------|
| I_y cm ⁴ | W_y cm ³ | $W_{pl,y}$ cm ³ | i_y cm | I_z cm ⁴ | W_z cm ³ | $W_{pl,z}$ cm ³ | i_z cm |
| 349,2 | 72,76 | 83,01 | 4,06 | 133,8 | 26,76 | 41,14 | 2,51 |
| 606,2 | 106,30 | 119,50 | 4,89 | 230,9 | 38,48 | 58,85 | 3,02 |
| 1033,0 | 155,40 | 173,50 | 5,73 | 389,3 | 55,62 | 84,85 | 3,52 |
| 1673,0 | 220,10 | 245,10 | 6,57 | 615,6 | 76,95 | 117,60 | 3,98 |
| 2510,0 | 293,60 | 324,90 | 7,45 | 924,6 | 102,70 | 156,50 | 4,52 |
| 3692,0 | 388,60 | 429,50 | 8,28 | 1336,0 | 133,60 | 203,80 | 4,98 |
| 5410,0 | 515,20 | 568,50 | 9,17 | 1955,0 | 177,70 | 270,60 | 5,51 |
| 7763,0 | 675,10 | 744,60 | 10,05 | 2769,0 | 230,70 | 351,70 | 6,00 |
| 10450,0 | 836,40 | 919,80 | 10,97 | 3668,0 | 282,10 | 430,20 | 6,50 |
| 13670,0 | 1013,00 | 1112,00 | 11,86 | 4763,0 | 340,20 | 518,10 | 7,00 |
| 18260,0 | 1260,00 | 1383,00 | 12,74 | 6310,0 | 420,60 | 641,20 | 7,49 |
| 22930,0 | 1479,00 | 1628,00 | 13,58 | 6985,0 | 465,70 | 709,70 | 7,49 |
| 27690,0 | 1678,00 | 1850,00 | 14,40 | 7436,0 | 495,70 | 755,90 | 7,46 |
| 33090,0 | 1891,00 | 2088,00 | 15,22 | 7887,0 | 525,80 | 802,30 | 7,43 |
| 45070,0 | 2311,00 | 2562,00 | 16,84 | 8564,0 | 570,90 | 872,90 | 7,34 |
| 63720,0 | 2896,00 | 3216,00 | 18,92 | 9465,0 | 631,00 | 965,50 | 7,29 |
| 86970,0 | 3550,00 | 3949,00 | 20,98 | 10370,0 | 691,10 | 1059,00 | 7,24 |
| 111900,0 | 4146,00 | 4622,00 | 22,99 | 10820,0 | 721,30 | 1107,00 | 7,15 |
| 141200,0 | 4787,00 | 5350,00 | 24,97 | 11270,0 | 751,40 | 1156,00 | 7,05 |
| 175200,0 | 5474,00 | 6163,00 | 26,93 | 11720,0 | 781,60 | 1205,00 | 6,97 |
| 215300,0 | 6241,00 | 7032,00 | 28,75 | 12180,0 | 811,90 | 1257,00 | 6,84 |
| 303400,0 | 7682,00 | 8699,00 | 32,58 | 12640,0 | 842,60 | 1312,00 | 6,65 |
| 422100,0 | 9485,00 | 10810,00 | 36,29 | 13550,0 | 903,20 | 1414,00 | 6,50 |
| 553800,0 | 11190,00 | 12820,00 | 39,96 | 14000,0 | 933,60 | 1470,00 | 6,35 |

I_y & I_z = Flächenmoment
= Moment d'inertie de la section
= Momento d'inerzia
 W_y & W_z = elastisches Widerstandsmoment
= Moment de résistance élastique
= Momento elastico di resistenza
 $W_{pl,y}$ & $W_{pl,z}$ = plastisches Widerstandsmoment
= Moment de résistance plastique
= Momento plastico di resistenza
 i_y & i_z = Trägheitshalbmesser
= Rayon de giration
= Raggio d'inerzia

Breitflanschträger HEB

Poutrelles à larges ailes HEB

Putrelle ad ali larghe HEB



S235JR

EN 10025-2:2004

| Profil Profils Profili | Höhe Hauteur Altezza h mm | Breite Largeur Larghezza b mm | Steg Ame Anima t _w mm | Flansch Aile Flangia t _f mm | Radius Rayon Raggio r mm | Oberfl. Surface Superficie A _L m ² /m | Gewicht Poids Peso kg/m |
|------------------------------|---------------------------------------|---|--|--|--------------------------------------|---|----------------------------------|
| 100 | 100 | 100 | 6,0 | 10,0 | 12 | 0,567 | 20,4 |
| 120 | 120 | 120 | 6,5 | 11,0 | 12 | 0,686 | 26,7 |
| 140 | 140 | 140 | 7,0 | 12,0 | 12 | 0,805 | 33,7 |
| 160 | 160 | 160 | 8,0 | 13,0 | 15 | 0,918 | 42,6 |
| 180 | 180 | 180 | 8,5 | 14,0 | 15 | 1,037 | 51,2 |
| 200 | 200 | 200 | 9,0 | 15,0 | 18 | 1,151 | 61,3 |
| 220 | 220 | 220 | 9,5 | 16,0 | 18 | 1,270 | 71,5 |
| 240 | 240 | 240 | 10,0 | 17,0 | 21 | 1,384 | 83,2 |
| 260 | 260 | 260 | 10,0 | 17,5 | 24 | 1,499 | 93,0 |
| 280 | 280 | 280 | 10,5 | 18,0 | 24 | 1,618 | 103,0 |
| 300 | 300 | 300 | 11,0 | 19,0 | 27 | 1,732 | 117,0 |
| 320 | 320 | 300 | 11,5 | 20,5 | 27 | 1,771 | 127,0 |
| 340 | 340 | 300 | 12,0 | 21,5 | 27 | 1,810 | 134,0 |
| 360 | 360 | 300 | 12,5 | 22,5 | 27 | 1,849 | 142,0 |
| 400 | 400 | 300 | 13,5 | 24,0 | 27 | 1,927 | 155,0 |
| 450 | 450 | 300 | 14,0 | 26,0 | 27 | 2,026 | 171,0 |
| 500 | 500 | 300 | 14,5 | 28,0 | 27 | 2,125 | 187,0 |
| 550 | 550 | 300 | 15,0 | 29,0 | 27 | 2,224 | 199,0 |
| 600 | 600 | 300 | 15,5 | 30,0 | 27 | 2,323 | 212,0 |
| 650 | 650 | 300 | 16,0 | 31,0 | 27 | 2,422 | 225,0 |
| 700 | 700 | 300 | 17,0 | 32,0 | 27 | 2,520 | 241,0 |
| 800 | 800 | 300 | 17,5 | 33,0 | 30 | 2,713 | 262,0 |
| 900 | 900 | 300 | 18,5 | 35,0 | 30 | 2,911 | 291,0 |
| 1000 | 1000 | 300 | 19,0 | 36,0 | 30 | 3,110 | 314,0 |

Andere Güten auf Anfrage
Autres qualités sur demande
Altre qualità su richiesta

| Starke Achse y-y Axe de forte inertie y-y Asse forte y-y | | | | Schwache Achse z-z Axe de faible inertie z-z Asse debole z-z | | | |
|--|--------------------------|-------------------------------|-------------|--|--------------------------|-------------------------------|-------------|
| I_y cm ⁴ | W_y cm ³ | $W_{pl,y}$ cm ³ | i_y cm | I_z cm ⁴ | W_z cm ³ | $W_{pl,z}$ cm ³ | i_z cm |
| 449,5 | 89,91 | 104,2 | 4,16 | 167,3 | 33,45 | 51,42 | 2,53 |
| 864,4 | 144,10 | 165,2 | 5,04 | 317,5 | 52,92 | 80,97 | 3,06 |
| 1509,0 | 215,60 | 254,4 | 5,93 | 549,7 | 78,52 | 119,80 | 3,58 |
| 2492,0 | 311,50 | 354,0 | 6,78 | 889,2 | 111,20 | 170,00 | 4,05 |
| 3831,0 | 425,70 | 481,4 | 7,66 | 1363,0 | 151,40 | 231,00 | 4,57 |
| 5696,0 | 569,60 | 642,5 | 8,54 | 2003,0 | 200,30 | 305,80 | 5,07 |
| 8091,0 | 735,50 | 827,0 | 9,43 | 2843,0 | 258,50 | 393,90 | 5,59 |
| 11260,0 | 938,30 | 1053,0 | 10,31 | 3923,0 | 326,90 | 498,40 | 6,08 |
| 14920,0 | 1148,00 | 1283,0 | 11,22 | 5135,0 | 395,00 | 602,20 | 6,58 |
| 19270,0 | 1376,00 | 1534,0 | 12,11 | 6595,0 | 471,00 | 717,60 | 7,09 |
| 25170,0 | 1678,00 | 1869,0 | 12,99 | 8563,0 | 570,90 | 870,10 | 7,58 |
| 30820,0 | 1926,00 | 2149,0 | 13,82 | 9239,0 | 615,90 | 939,10 | 7,57 |
| 36660,0 | 2156,00 | 2408,0 | 14,65 | 9660,0 | 646,00 | 985,70 | 7,53 |
| 43190,0 | 2400,00 | 2683,0 | 15,46 | 10140,0 | 676,10 | 1032,00 | 7,49 |
| 57680,0 | 2884,00 | 3232,0 | 17,08 | 10820,0 | 721,30 | 1104,00 | 7,40 |
| 79890,0 | 3551,00 | 3982,0 | 19,14 | 11720,0 | 781,40 | 1198,00 | 7,33 |
| 107200,0 | 4287,00 | 4815,0 | 21,19 | 12620,0 | 841,60 | 1292,00 | 7,27 |
| 136700,0 | 4971,00 | 5591,0 | 23,20 | 13080,0 | 871,80 | 1341,00 | 7,17 |
| 171000,0 | 5701,00 | 6425,0 | 25,17 | 13530,0 | 902,00 | 1391,00 | 7,08 |
| 210600,0 | 6480,00 | 7320,0 | 27,12 | 13980,0 | 932,30 | 1441,00 | 6,99 |
| 256900,0 | 7340,00 | 8327,0 | 28,96 | 14440,0 | 962,70 | 1495,00 | 6,87 |
| 359100,0 | 8977,00 | 10230,0 | 32,78 | 14900,0 | 993,60 | 1553,00 | 6,68 |
| 494100,0 | 10980,00 | 12580,0 | 36,48 | 15820,0 | 1054,00 | 1658,00 | 6,53 |
| 644700,0 | 12890,00 | 14860,0 | 40,15 | 16280,0 | 1085,00 | 1716,00 | 6,38 |

I_y & I_z = Flächenmoment
= Moment d'inertie de la section
= Momento d'inerzia
 W_y & W_z = elastisches Widerstandsmoment
= Moment de résistance élastique
= Momento elastico di resistenza
 $W_{pl,y}$ & $W_{pl,z}$ = plastisches Widerstandsmoment
= Moment de résistance plastique
= Momento plastico di resistenza
 i_y & i_z = Trägheitshalbmesser
= Rayon de giration
= Raggio d'inerzia

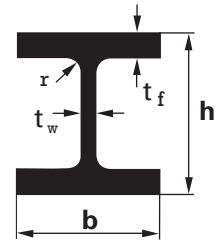
Breitflanschträger HEM

Poutrelles à larges ailes HEM

Putrelle ad ali larghe HEM

S235JR

EN 10025-2:2004



2

| Profil Profils Profili | Höhe Hauteur Altezza h mm | Breite Largeur Larghezza b mm | Steg Ame Anima t _w mm | Flansch Aile Flangia t _f mm | Radius Rayon Raggio r mm | Oberfl. Surface Superficie A _L m ² /m | Gewicht Poids Peso kg/m |
|------------------------------|---------------------------------------|---|--|--|--------------------------------------|---|----------------------------------|
| 100 | 120 | 106 | 12,0 | 20,0 | 12 | 0,619 | 41,8 |
| 120 | 140 | 126 | 12,5 | 21,0 | 12 | 0,738 | 52,1 |
| 140 | 160 | 146 | 13,0 | 22,0 | 12 | 0,857 | 63,2 |
| 160 | 180 | 166 | 14,0 | 23,0 | 15 | 0,970 | 76,2 |
| 180 | 200 | 186 | 14,5 | 24,0 | 15 | 1,089 | 88,9 |
| 200 | 220 | 206 | 15,0 | 25,0 | 18 | 1,203 | 103,0 |
| 220 | 240 | 226 | 15,5 | 26,0 | 18 | 1,322 | 117,0 |
| 240 | 270 | 248 | 18,0 | 32,0 | 21 | 1,460 | 157,0 |
| 260 | 290 | 268 | 18,0 | 32,5 | 24 | 1,575 | 172,0 |
| 280 | 310 | 288 | 18,5 | 33,0 | 24 | 1,694 | 189,0 |
| 300 | 340 | 310 | 21,0 | 39,0 | 27 | 1,832 | 238,0 |
| 320 | 359 | 309 | 21,0 | 40,0 | 27 | 1,866 | 245,0 |
| 340 | 377 | 309 | 21,0 | 40,0 | 27 | 1,902 | 248,0 |
| 360 | 395 | 308 | 21,0 | 40,0 | 27 | 1,934 | 250,0 |
| 400 | 432 | 307 | 21,0 | 40,0 | 27 | 2,004 | 256,0 |
| 450 | 478 | 307 | 21,0 | 40,0 | 27 | 2,096 | 263,0 |
| 500 | 524 | 306 | 21,0 | 40,0 | 27 | 2,184 | 270,0 |
| 550 | 572 | 306 | 21,0 | 40,0 | 27 | 2,280 | 278,0 |
| 600 | 620 | 305 | 21,0 | 40,0 | 27 | 2,440 | 285,0 |
| 650 | 668 | 305 | 21,0 | 40,0 | 27 | 2,468 | 293,0 |
| 700 | 716 | 304 | 21,0 | 40,0 | 27 | 2,560 | 301,0 |
| 800 | 814 | 303 | 21,0 | 40,0 | 30 | 2,746 | 317,0 |
| 900 | 910 | 302 | 21,0 | 40,0 | 30 | 2,934 | 333,0 |
| 1000 | 1008 | 302 | 21,0 | 40,0 | 30 | 3,130 | 349,0 |

| Starke Achse y-y Axe de forte inertie y-y Asse forte y-y | | | | Schwache Achse z-z Axe de faible inertie z-z Asse debole z-z | | | |
|--|-----------------------------------|--------------------------------------|----------------------|--|-----------------------------------|--------------------------------------|----------------------|
| I _y cm ⁴ | W _y cm ³ | W _{pl,y} cm ³ | i _y cm | I _z cm ⁴ | W _z cm ³ | W _{pl,z} cm ³ | i _z cm |
| 1143 | 190,4 | 235,8 | 4,63 | 399,2 | 75,31 | 116,3 | 2,74 |
| 2018 | 288,2 | 350,6 | 5,51 | 702,8 | 111,60 | 171,6 | 3,25 |
| 3291 | 411,4 | 493,8 | 6,39 | 1144,0 | 156,80 | 240,5 | 3,77 |
| 5098 | 566,5 | 674,6 | 7,25 | 1759,0 | 211,90 | 325,5 | 4,26 |
| 7483 | 748,3 | 883,4 | 8,13 | 2580,0 | 277,40 | 425,2 | 4,77 |
| 10640 | 967,4 | 1135,0 | 9,00 | 3651,0 | 354,50 | 543,2 | 5,27 |
| 14600 | 1217,0 | 1419,0 | 9,89 | 5012,0 | 443,50 | 678,6 | 5,79 |
| 24290 | 1799,0 | 2117,0 | 11,03 | 8153,0 | 657,50 | 1006,0 | 6,39 |
| 31310 | 2159,0 | 2524,0 | 11,94 | 10450,0 | 779,70 | 1192,0 | 6,90 |
| 39550 | 2551,0 | 2966,0 | 12,83 | 13160,0 | 914,10 | 1397,0 | 7,40 |
| 59200 | 3482,0 | 4078,0 | 13,98 | 19400,0 | 1252,00 | 1913,0 | 8,00 |
| 68130 | 3796,0 | 4435,0 | 14,78 | 19710,0 | 1276,00 | 1951,0 | 7,95 |
| 76370 | 4052,0 | 4718,0 | 15,55 | 19710,0 | 1276,00 | 1953,0 | 7,90 |
| 84870 | 4297,0 | 4989,0 | 16,32 | 19520,0 | 1268,00 | 1942,0 | 7,83 |
| 104100 | 4820,0 | 5571,0 | 17,88 | 19340,0 | 1260,00 | 1934,0 | 7,70 |
| 131500 | 5501,0 | 6331,0 | 19,80 | 19340,0 | 1260,00 | 1939,0 | 7,59 |
| 161900 | 6180,0 | 7094,0 | 21,69 | 19150,0 | 1252,00 | 1932,0 | 7,46 |
| 198000 | 6923,0 | 7933,0 | 23,46 | 19160,0 | 1252,00 | 1937,0 | 7,35 |
| 237400 | 7660,0 | 8772,0 | 25,55 | 18980,0 | 1244,00 | 1930,0 | 7,22 |
| 281700 | 8433,0 | 9657,0 | 27,45 | 18980,0 | 1245,00 | 1936,0 | 7,13 |
| 329300 | 9198,0 | 10540,0 | 29,32 | 18800,0 | 1237,00 | 1929,0 | 7,01 |
| 442600 | 10870,0 | 12490,0 | 33,09 | 18630,0 | 1230,00 | 1930,0 | 6,79 |
| 570400 | 12540,0 | 14440,0 | 36,70 | 18450,0 | 1222,00 | 1929,0 | 6,60 |
| 722300 | 14330,0 | 16570,0 | 40,32 | 18460,0 | 1222,00 | 1940,0 | 6,45 |

Andere Güten auf Anfrage
Autres qualités sur demande
Altre qualità su richiesta

I_y & I_z = Flächenmoment
= Moment d'inertie de la section
= Momento d'inerzia
W_y & W_z = elastisches Widerstandsmoment
= Moment de résistance élastique
= Momento elastico di resistenza
W_{pl,y} & W_{pl,z} = plastisches Widerstandsmoment
= Moment de résistance plastique
= Momento plastico di resistenza
i_y & i_z = Trägheitshalbmesser
= Rayon de giration
= Raggio d'inerzia

Formstahl I NP

Profilés I NP

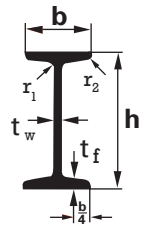
Profilati I NP

S235JR

EN 10025-2:2004

| Profil Profils Profili | Höhe Hauteur Altezza | Breite Largeur Larghezza | Steg Ame Anima | Flansch Aile Flangia | Radius Rayon Raggio | Radius Rayon Raggio | Oberfl. Surface Superficie | Gewicht Poids Peso |
|------------------------------|----------------------------|--------------------------------|----------------------|----------------------------|---------------------------|---------------------------|-------------------------------------|--------------------------|
| I NP | h mm | b mm | t _w mm | t _f mm | r ₁ mm | r ₂ mm | A _L m ² /m | kg/m |
| 80 | 80 | 42 | 3,9 | 5,9 | 3,9 | 2,3 | 0,304 | 5,94 |
| 100 | 100 | 50 | 4,5 | 6,8 | 4,5 | 2,7 | 0,370 | 8,34 |
| 120 | 120 | 58 | 5,1 | 7,7 | 5,1 | 3,1 | 0,439 | 11,10 |
| 140 | 140 | 66 | 5,7 | 8,6 | 5,7 | 3,4 | 0,502 | 14,30 |
| 160 | 160 | 74 | 6,3 | 9,5 | 6,3 | 3,8 | 0,575 | 17,90 |
| 180 | 180 | 82 | 6,9 | 10,4 | 6,9 | 4,1 | 0,640 | 21,90 |
| 200 | 200 | 90 | 7,5 | 11,3 | 7,5 | 4,5 | 0,709 | 26,20 |
| 220 | 220 | 98 | 8,1 | 12,2 | 8,1 | 4,9 | 0,775 | 31,10 |
| 240 | 240 | 106 | 8,7 | 13,1 | 8,7 | 5,2 | 0,844 | 36,20 |
| 260 | 260 | 113 | 9,4 | 14,1 | 9,4 | 5,6 | 0,906 | 41,90 |
| 280 | 280 | 119 | 10,1 | 15,2 | 10,1 | 6,1 | 0,966 | 47,90 |
| 300 | 300 | 125 | 10,8 | 16,2 | 10,8 | 6,5 | 1,030 | 54,20 |
| 320 | 320 | 131 | 11,5 | 17,3 | 11,5 | 6,9 | 1,090 | 61,00 |
| 340 | 340 | 137 | 12,2 | 18,3 | 12,2 | 7,3 | 1,150 | 68,00 |
| 360 | 360 | 143 | 13,0 | 19,5 | 13,0 | 7,8 | 1,210 | 76,10 |
| 380 | 380 | 149 | 13,7 | 20,5 | 13,7 | 8,2 | 1,270 | 84,00 |
| 400 | 400 | 155 | 14,4 | 21,6 | 14,4 | 8,6 | 1,330 | 92,40 |
| 450 | 450 | 170 | 16,2 | 24,3 | 16,2 | 9,7 | 1,480 | 115,00 |
| 500 | 500 | 185 | 18,0 | 27,0 | 18,0 | 10,8 | 1,630 | 141,00 |

Andere Güten auf Anfrage
Autres qualités sur demande
Altre qualità su richiesta



2

| Starke Achse y-y Axe de forte inertie y-y Asse forte y-y | | | | Schwache Achse z-z Axe de faible inertie z-z Asse debole z-z | | | |
|--|-----------------------------------|--------------------------------------|----------------------|--|-----------------------------------|--------------------------------------|----------------------|
| I _y cm ⁴ | W _y cm ³ | W _{pl,y} cm ³ | i _y cm | I _z cm ⁴ | W _z cm ³ | W _{pl,z} cm ³ | i _z cm |
| 77,8 | 19,5 | 22,8 | 3,20 | 6,29 | 3,00 | 5,0 | 0,91 |
| 171,0 | 34,2 | 39,8 | 4,01 | 12,20 | 4,88 | 8,1 | 1,07 |
| 328,0 | 54,7 | 63,6 | 4,81 | 21,50 | 7,41 | 12,4 | 1,23 |
| 573,0 | 81,9 | 95,4 | 5,61 | 35,20 | 10,70 | 17,9 | 1,40 |
| 935,0 | 117,0 | 136,0 | 6,40 | 54,70 | 14,80 | 24,9 | 1,55 |
| 1450,0 | 161,0 | 187,0 | 7,20 | 81,30 | 19,80 | 33,2 | 1,71 |
| 2140,0 | 214,0 | 250,0 | 8,00 | 117,00 | 26,00 | 43,5 | 1,87 |
| 3060,0 | 278,0 | 324,0 | 8,80 | 162,00 | 33,10 | 55,7 | 2,02 |
| 4250,0 | 354,0 | 412,0 | 9,59 | 221,00 | 41,70 | 70,0 | 2,20 |
| 5740,0 | 442,0 | 514,0 | 10,40 | 288,00 | 51,00 | 85,9 | 2,32 |
| 7590,0 | 542,0 | 632,0 | 11,10 | 364,00 | 61,20 | 103,0 | 2,45 |
| 9800,0 | 653,0 | 762,0 | 11,90 | 451,00 | 72,20 | 121,0 | 2,56 |
| 12510,0 | 782,0 | 914,0 | 12,70 | 555,00 | 84,70 | 143,0 | 2,67 |
| 15700,0 | 923,0 | 1080,0 | 13,50 | 674,00 | 98,40 | 166,0 | 2,80 |
| 19610,0 | 1090,0 | 1276,0 | 14,20 | 818,00 | 114,00 | 194,0 | 2,90 |
| 24010,0 | 1260,0 | 1482,0 | 15,00 | 975,00 | 131,00 | 221,0 | 3,02 |
| 29210,0 | 1460,0 | 1714,0 | 15,70 | 1160,00 | 149,00 | 253,0 | 3,13 |
| 45850,0 | 2040,0 | 2400,0 | 17,70 | 1730,00 | 203,00 | 345,0 | 3,43 |
| 68740,0 | 2750,0 | 3240,0 | 19,60 | 2480,00 | 268,00 | 456,0 | 3,72 |

I_y & I_z = Flächenmoment
= Moment d'inertie de la section
= Momento d'inerzia
W_y & W_z = elastisches Widerstandsmoment
= Moment de résistance élastique
= Momento elastico di resistenza
W_{pl,y} & W_{pl,z} = plastisches Widerstandsmoment
= Moment de résistance plastique
= Momento plastico di resistenza
i_y & i_z = Trägheitshalbmesser
= Rayon de giration
= Raggio d'inerzia

Formstahl I PE

Profilés I PE

Profilati I PE

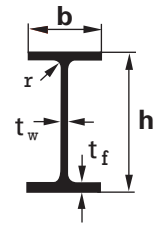
S235JR

EN 10025-2:2004

| Profile Profils Profili | Höhe Hauteur Altezza h mm | Breite Largeur Larghezza b mm | Steg Ame Anima t _w mm | Flansch Aile Flangia t _f mm | Radius Rayon Raggio r mm | Oberfl. Surface Superficie A _L m ² /m | Gewicht Poids Peso kg/m |
|-------------------------------|---------------------------------------|---|--|--|--------------------------------------|---|----------------------------------|
| 80 | 80 | 46 | 3,8 | 5,2 | 5 | 0,328 | 6,0 |
| 100 | 100 | 55 | 4,1 | 5,7 | 7 | 0,400 | 8,1 |
| 120 | 120 | 64 | 4,4 | 6,3 | 7 | 0,475 | 10,4 |
| 140 | 140 | 73 | 4,7 | 6,9 | 7 | 0,551 | 12,9 |
| 160 | 160 | 82 | 5,0 | 7,4 | 9 | 0,623 | 15,8 |
| 180 | 180 | 91 | 5,3 | 8,0 | 9 | 0,698 | 18,8 |
| 200 | 200 | 100 | 5,6 | 8,5 | 12 | 0,768 | 22,4 |
| 220 | 220 | 110 | 5,9 | 9,2 | 12 | 0,848 | 26,2 |
| 240 | 240 | 120 | 6,2 | 9,8 | 15 | 0,922 | 30,7 |
| 270 | 270 | 135 | 6,6 | 10,2 | 15 | 1,041 | 36,1 |
| 300 | 300 | 150 | 7,1 | 10,7 | 15 | 1,160 | 42,2 |
| 330 | 330 | 160 | 7,5 | 11,5 | 18 | 1,254 | 49,1 |
| 360 | 360 | 170 | 8,0 | 12,7 | 18 | 1,353 | 57,1 |
| 400 | 400 | 180 | 8,6 | 13,5 | 21 | 1,467 | 66,3 |
| 450 | 450 | 190 | 9,4 | 14,6 | 21 | 1,605 | 77,6 |
| 500 | 500 | 200 | 10,2 | 16,0 | 21 | 1,744 | 90,7 |
| 550 | 550 | 210 | 11,1 | 17,2 | 24 | 1,877 | 106,0 |
| 600 | 600 | 220 | 12,0 | 19,0 | 24 | 2,015 | 122,0 |

I PE 750 und I PE A nur ab Werk lieferbar
I PE 750 et I PE A seulement livrables d'usine
I PE 750 e I PE A fornibili solo da ferriera

Andere Güten auf Anfrage
Autres qualités sur demande
Altre qualità su richiesta



2

| Starke Achse y-y Axe de forte inertie y-y Asse forte y-y | | | | Schwache Achse z-z Axe de faible inertie z-z Asse debole z-z | | | |
|--|-----------------------------------|--------------------------------------|----------------------|--|-----------------------------------|--------------------------------------|----------------------|
| I _y cm ⁴ | W _y cm ³ | W _{pl,y} cm ³ | i _y cm | I _z cm ⁴ | W _z cm ³ | W _{pl,z} cm ³ | i _z cm |
| 80,14 | 20,03 | 23,22 | 3,24 | 8,49 | 3,69 | 5,82 | 1,05 |
| 171,00 | 34,20 | 39,41 | 4,07 | 15,92 | 5,79 | 9,15 | 1,24 |
| 317,80 | 52,96 | 60,73 | 4,90 | 27,67 | 8,65 | 13,58 | 1,45 |
| 541,20 | 77,32 | 88,34 | 5,74 | 44,92 | 12,31 | 19,25 | 1,65 |
| 869,30 | 108,70 | 123,90 | 6,58 | 68,31 | 16,66 | 26,10 | 1,84 |
| 1317,00 | 146,30 | 166,40 | 7,42 | 100,90 | 22,16 | 34,60 | 2,05 |
| 1943,00 | 194,30 | 220,60 | 8,26 | 142,40 | 28,47 | 44,61 | 2,24 |
| 2772,00 | 252,00 | 285,40 | 9,11 | 204,90 | 37,25 | 58,11 | 2,48 |
| 3892,00 | 324,30 | 366,60 | 9,97 | 283,60 | 47,27 | 73,92 | 2,69 |
| 5790,00 | 428,90 | 484,00 | 11,23 | 419,90 | 62,20 | 96,95 | 3,02 |
| 8356,00 | 557,10 | 628,40 | 12,46 | 603,80 | 80,50 | 125,20 | 3,35 |
| 11770,00 | 713,10 | 804,30 | 13,71 | 788,10 | 98,52 | 153,70 | 3,55 |
| 16270,00 | 903,60 | 1019,00 | 14,95 | 1043,00 | 122,80 | 191,10 | 3,79 |
| 23130,00 | 1156,00 | 1307,00 | 16,55 | 1318,00 | 146,40 | 229,00 | 3,95 |
| 33740,00 | 1500,00 | 1702,00 | 18,48 | 1676,00 | 176,40 | 276,40 | 4,12 |
| 48200,00 | 1928,00 | 2194,00 | 20,43 | 2142,00 | 214,20 | 355,90 | 4,31 |
| 67120,00 | 2441,00 | 2787,00 | 22,35 | 2668,00 | 254,10 | 400,50 | 4,45 |
| 92080,00 | 3069,00 | 3512,00 | 24,30 | 3387,00 | 307,90 | 485,60 | 4,66 |

I_y & I_z = Flächenmoment
= Moment d'inertie de la section
= Momento d'inerzia
W_y & W_z = elastisches Widerstandsmoment
= Moment de résistance élastique
= Momento elastico di resistenza
W_{pl,y} & W_{pl,z} = plastisches Widerstandsmoment
= Moment de résistance plastique
= Momento plastico di resistenza
i_y & i_z = Trägheitshalbmesser
= Rayon de giration
= Raggio d'inerzia

Formstahl U NP

Profilés U NP

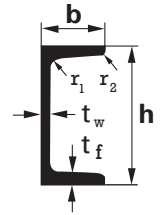
Profilati U NP

S235JR

EN 10025-2:2004

| Profil Profils Profili | Höhe Hauteur Altezza | Breite Largeur Larghezza | Steg Ame Anima | Flansch Aile Flangia | Radius Rayon Raggio | Radius Rayon Raggio | Oberfl. Surface Superficie | Gewicht Poids Peso |
|------------------------------|----------------------------|--------------------------------|----------------------|----------------------------|---------------------------|---------------------------|-------------------------------------|--------------------------|
| U NP | h mm | b mm | t _w mm | t _f mm | r ₁ mm | r ₂ mm | A _t m ² /m | kg/m |
| 80 | 80 | 45 | 6,0 | 8,0 | 8,0 | 4,0 | 0,312 | 8,64 |
| 100 | 100 | 50 | 6,0 | 8,5 | 8,5 | 4,5 | 0,372 | 10,60 |
| 120 | 120 | 55 | 7,0 | 9,0 | 9,0 | 4,5 | 0,434 | 13,40 |
| 140 | 140 | 60 | 7,0 | 10,0 | 10,0 | 5,0 | 0,489 | 16,00 |
| 160 | 160 | 65 | 7,5 | 10,5 | 10,5 | 5,5 | 0,546 | 18,80 |
| 180 | 180 | 70 | 8,0 | 11,0 | 11,0 | 5,5 | 0,611 | 22,00 |
| 200 | 200 | 75 | 8,5 | 11,5 | 11,5 | 6,0 | 0,661 | 25,30 |
| 220 | 220 | 80 | 9,0 | 12,5 | 12,5 | 6,5 | 0,718 | 29,40 |
| 240 | 240 | 85 | 9,5 | 13,0 | 13,0 | 6,5 | 0,775 | 33,20 |
| 260 | 260 | 90 | 10,0 | 14,0 | 14,0 | 7,0 | 0,834 | 37,90 |
| 280 | 280 | 95 | 10,0 | 15,0 | 15,0 | 7,5 | 0,890 | 41,80 |
| 300 | 300 | 100 | 10,0 | 16,0 | 16,0 | 8,0 | 0,950 | 46,20 |
| 320 | 320 | 100 | 14,0 | 17,5 | 17,5 | 8,8 | 0,982 | 59,50 |
| 350 | 350 | 100 | 14,0 | 16,0 | 16,0 | 8,0 | 1,047 | 60,60 |
| 380 | 380 | 102 | 13,5 | 16,0 | 16,0 | 8,0 | 1,110 | 63,10 |
| 400 | 400 | 110 | 14,0 | 18,0 | 18,0 | 9,0 | 1,182 | 71,80 |

Andere Güten auf Anfrage
Autres qualités sur demande
Altre qualità su richiesta



2

| Starke Achse y-y Axe de forte inertie y-y Asse forte y-y | | | | Schwache Achse z-z Axe de faible inertie z-z Asse debole z-z | | | |
|--|-----------------------------------|--------------------------------------|----------------------|--|-----------------------------------|--------------------------------------|----------------------|
| I _y cm ⁴ | W _y cm ³ | W _{pl,y} cm ³ | i _y cm | I _z cm ⁴ | W _z cm ³ | W _{pl,z} cm ³ | i _z cm |
| 106 | 26,5 | 31,8 | 3,10 | 19,4 | 6,36 | 12,1 | 1,33 |
| 206 | 41,2 | 49,0 | 3,91 | 29,3 | 8,49 | 16,2 | 1,47 |
| 364 | 60,7 | 72,6 | 4,62 | 43,2 | 11,10 | 21,2 | 1,59 |
| 605 | 86,4 | 103,0 | 5,45 | 62,7 | 14,80 | 28,3 | 1,75 |
| 925 | 116,0 | 138,0 | 6,21 | 85,3 | 18,30 | 35,2 | 1,89 |
| 1350 | 150,0 | 179,0 | 6,95 | 114,0 | 22,40 | 42,9 | 2,02 |
| 1910 | 191,0 | 228,0 | 7,70 | 148,0 | 27,00 | 51,8 | 2,14 |
| 2690 | 245,0 | 292,0 | 8,48 | 197,0 | 33,60 | 64,1 | 2,30 |
| 3600 | 300,0 | 358,0 | 9,22 | 248,0 | 39,60 | 75,7 | 2,42 |
| 4820 | 371,0 | 442,0 | 9,99 | 317,0 | 47,70 | 91,6 | 2,56 |
| 6280 | 448,0 | 532,0 | 10,90 | 399,0 | 57,20 | 109,0 | 2,74 |
| 8030 | 535,0 | 632,0 | 11,70 | 495,0 | 67,80 | 130,0 | 2,90 |
| 10870 | 679,0 | 826,0 | 12,10 | 597,0 | 80,60 | 152,0 | 2,81 |
| 12840 | 734,0 | 918,0 | 12,90 | 570,0 | 75,00 | 143,0 | 2,72 |
| 15760 | 829,0 | 1014,0 | 14,00 | 615,0 | 78,70 | 148,0 | 2,77 |
| 20350 | 1020,0 | 1240,0 | 14,90 | 846,0 | 102,00 | 190,0 | 3,04 |

I_y & I_z = Flächenmoment
= Moment d'inertie de la section
= Momento d'inertia
W_y & W_z = elastisches Widerstandsmoment
= Moment de résistance élastique
= Momento elastico di resistenza
W_{pl,y} & W_{pl,z} = plastisches Widerstandsmoment
= Moment de résistance plastique
= Momento plastico di resistenza
i_y & i_z = Trägheitshalbmesser
= Rayon de giration
= Raggio d'inertia

Formstahl U PE

parallelfalischig

Profils U PE

à ailes parallèles

Profilati U PE

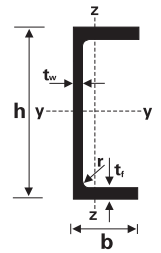
a flange parallele

S235JR

EN 10025-2:2004

| Profil Profili | Höhe Hauteur Altezza h mm | Breite Largeur Larghezza b mm | Steg Ame Anima t _w mm | Flansch Aile Flangia t _f mm | Radius Rayon Raggio r mm | Oberfl. Surface Superficie A _L m ² /m | Gewicht Poids Peso kg/m |
|-------------------|---------------------------------------|---|--|--|--------------------------------------|---|----------------------------------|
| 80 | 80 | 50 | 4,0 | 7,0 | 10 | 0,343 | 7,90 |
| 100 | 100 | 55 | 4,5 | 7,5 | 10 | 0,402 | 9,82 |
| 120 | 120 | 60 | 5,0 | 8,0 | 12 | 0,460 | 12,10 |
| 140 | 140 | 65 | 5,0 | 9,0 | 12 | 0,520 | 14,50 |
| 160 | 160 | 70 | 5,5 | 9,5 | 12 | 0,579 | 17,00 |
| 180 | 180 | 75 | 5,5 | 10,5 | 12 | 0,639 | 19,70 |
| 200 | 200 | 80 | 6,0 | 11,0 | 13 | 0,697 | 22,80 |
| 220 | 220 | 85 | 6,5 | 12,0 | 13 | 0,756 | 26,60 |
| 240 | 240 | 90 | 7,0 | 12,5 | 15 | 0,813 | 30,20 |
| 270 | 270 | 95 | 7,5 | 13,5 | 15 | 0,892 | 35,20 |
| 300 | 300 | 100 | 9,5 | 15,0 | 15 | 0,968 | 44,40 |
| 330 | 330 | 105 | 11,0 | 16,0 | 18 | 1,043 | 53,20 |
| 360 | 360 | 110 | 12,0 | 17,0 | 18 | 1,121 | 61,20 |
| 400 | 400 | 115 | 13,5 | 18,0 | 18 | 1,218 | 72,20 |

Andere Güten auf Anfrage
Autres qualités sur demande
Altre qualità su richiesta



| Starke Achse y-y Axe de forte inertie y-y Asse forte y-y | | | | Schwache Achse z-z Axe de faible inertie z-z Asse debole z-z | | | |
|--|--------------------------|-------------------------------|-------------|--|--------------------------|-------------------------------|-------------|
| I_y cm ⁴ | W_y cm ³ | $W_{pl,y}$ cm ³ | i_y cm | I_z cm ⁴ | W_z cm ³ | $W_{pl,z}$ cm ³ | i_z cm |
| 107 | 26,8 | 31,2 | 3,26 | 25,4 | 7,98 | 14,1 | 1,59 |
| 207 | 41,4 | 48,0 | 4,07 | 38,2 | 10,60 | 18,9 | 1,75 |
| 364 | 60,6 | 70,3 | 4,86 | 55,4 | 13,80 | 24,8 | 1,90 |
| 599 | 85,6 | 98,8 | 5,71 | 78,7 | 18,20 | 32,6 | 2,07 |
| 911 | 114,0 | 132,0 | 6,48 | 107,0 | 22,60 | 40,7 | 2,22 |
| 1353 | 150,0 | 173,0 | 7,34 | 144,0 | 28,60 | 51,3 | 2,39 |
| 1909 | 191,0 | 220,0 | 8,11 | 187,0 | 34,40 | 62,2 | 2,54 |
| 2682 | 244,0 | 281,0 | 8,90 | 246,0 | 42,50 | 76,9 | 2,70 |
| 3599 | 300,0 | 347,0 | 9,67 | 311,0 | 50,10 | 90,8 | 2,84 |
| 5255 | 389,0 | 451,0 | 10,80 | 401,0 | 60,70 | 110,0 | 2,99 |
| 7823 | 522,0 | 613,0 | 11,80 | 538,0 | 75,60 | 137,0 | 3,08 |
| 11008 | 667,0 | 792,0 | 12,70 | 681,0 | 89,70 | 162,0 | 3,17 |
| 14825 | 824,0 | 982,0 | 13,80 | 844,0 | 105,00 | 189,0 | 3,29 |
| 20981 | 1049,0 | 1263,0 | 15,10 | 1045,0 | 123,00 | 221,0 | 3,37 |

I_y & I_z = Flächenmoment
= Moment d'inertie de la section
= Momento d'inertia
 W_y & W_z = elastisches Widerstandsmoment
= Moment de résistance élastique
= Momento elastico di resistenza
 $W_{pl,y}$ & $W_{pl,z}$ = plastisches Widerstandsmoment
= Moment de résistance plastique
= Momento plastico di resistenza
 i_y & i_z = Trägheitshalbmesser
= Rayon de giration
= Raggio d'inertia